



Location: CMA5b - Pedestrian Plaza

Report on 24-hour TSP monitoring for EP-376/2009

Action Level - 209.9 µg/m<sup>3</sup>

Limit Level - 260 µg/m<sup>3</sup>

Date	Sampling Time	Weather Condition	Filter paper no.	Filter Weight, g		Elapse Time, hr		Sampling Time, hr	Flow Rate, m <sup>3</sup> /min			Total Volume, m <sup>3</sup>	TSP Level, µg/m <sup>3</sup>
				Initial	Final	Initial	Final		Initial, Q <sub>si</sub>	Final, Q <sub>sf</sub>	Average		
2-Mar-18	08:00	Cloudy	24406	2.6617	2.8501	9876.36	9900.36	24.00	0.86	0.86	0.86	1238	152.2
7-Mar-18	08:00	Cloudy	24527	2.6689	2.8177	9903.36	9927.36	24.00	0.87	0.88	0.87	1256	118.5
13-Mar-18	08:00	Cloudy	24621	2.6645	2.8145	9930.36	9954.36	24.00	0.75	0.75	0.75	1076	139.3
19-Mar-18	08:00	Cloudy	24408	2.6588	2.8051	9957.36	9981.36	24.00	1.02	1.02	1.02	1467	99.7
23-Mar-18	08:00	Sunny	24710	2.6685	2.9117	9984.36	10008.36	24.00	1.02	1.03	1.02	1476	164.8

Report on 1-hour TSP monitoring for EP-376/2009

Action Level - 339.7 µg/m<sup>3</sup>

Limit Level - 500 µg/m<sup>3</sup>

Date	Sampling Time	Weather Condition	Filter paper no.	Filter Weight, g		Elapse Time, hr		Sampling Time, hr	Flow Rate, m <sup>3</sup> /min			Total Volume, m <sup>3</sup>	TSP Level, µg/m <sup>3</sup>
				Initial	Final	Initial	Final		Initial, Q <sub>si</sub>	Final, Q <sub>sf</sub>	Average		
3-Mar-18	08:10	Cloudy	24581	2.6835	2.6905	9900.36	9901.36	1.00	0.74	0.74	0.74	45	157.2
3-Mar-18	09:13	Cloudy	24578	2.6902	2.6969	9901.36	9902.36	1.00	0.74	0.74	0.74	45	150.4
3-Mar-18	10:50	Cloudy	24571	2.6817	2.6860	9902.36	9903.36	1.00	0.74	0.74	0.74	45	96.6
8-Mar-18	08:30	Rainy	24537	2.6837	2.6860	9927.36	9928.36	1.00	0.88	0.88	0.88	53	43.7
8-Mar-18	13:00	Rainy	24613	2.6786	2.6871	9928.36	9929.36	1.00	0.76	0.76	0.76	46	186.7
8-Mar-18	14:20	Rainy	24648	2.6738	2.6781	9929.36	9930.36	1.00	0.76	0.76	0.76	46	94.4
14-Mar-18	08:20	Cloudy	24762	2.6503	2.6572	9954.36	9955.36	1.00	0.75	0.75	0.75	45	153.8
14-Mar-18	10:05	Cloudy	24757	2.6719	2.6763	9955.36	9956.36	1.00	0.75	0.75	0.75	45	98.1
14-Mar-18	13:00	Cloudy	24747	2.6739	2.6763	9956.36	9957.36	1.00	0.75	0.75	0.75	45	53.5
20-Mar-18	08:15	Cloudy	24731	2.6393	2.6461	9981.36	9982.36	1.00	1.02	1.02	1.02	61	111.1
20-Mar-18	09:30	Cloudy	24725	2.6484	2.6528	9982.36	9983.36	1.00	1.02	1.02	1.02	61	71.9
20-Mar-18	10:35	Cloudy	24718	2.6677	2.6755	9983.36	9984.36	1.00	1.02	1.02	1.02	61	127.5
24-Mar-18	08:35	Cloudy	23527	2.6024	2.6128	10008.36	10009.36	1.00	1.03	1.03	1.03	62	169.1
24-Mar-18	13:00	Cloudy	24857	2.6487	2.6628	10009.36	10010.36	1.00	1.03	1.03	1.03	62	229.3
24-Mar-18	14:24	Cloudy	24836	2.6564	2.6679	10010.36	10011.36	1.00	1.03	1.03	1.03	62	187.0



Location: CMA6a - WDII PRE Office

Report on 24-hour TSP monitoring for EP-376/2009

Action Level - 207.1 µg/m<sup>3</sup>

Limit Level - 260 µg/m<sup>3</sup>

Date	Sampling Time	Weather Condition	Filter paper no.	Filter Weight, g		Elapse Time, hr		Sampling Time, hr	Flow Rate, m <sup>3</sup> /min			Total Volume, m <sup>3</sup>	TSP Level, µg/m <sup>3</sup>
				Initial	Final	Initial	Final		Initial, Q <sub>si</sub>	Final, Q <sub>sf</sub>	Average		
2-Mar-18	08:00	Cloudy	24410	2.6468	2.7669	3580.29	3604.29	24.00	0.95	0.95	0.95	1368	87.8
7-Mar-18	08:00	Cloudy	24534	2.6832	2.7514	3607.29	3631.29	24.00	0.96	0.97	0.96	1388	49.1
13-Mar-18	08:00	Cloudy	24618	2.6708	2.7747	3634.29	3658.29	24.00	0.95	0.96	0.95	1375	75.6
19-Mar-18	08:00	Cloudy	24529	2.6779	2.7859	3661.29	3685.29	24.00	1.08	1.09	1.08	1562	69.2
23-Mar-18	08:00	Sunny	24851	2.6586	2.7989	3688.29	3712.29	24.00	1.09	1.09	1.09	1573	89.2

Report on 1-hour TSP monitoring for EP-376/2009

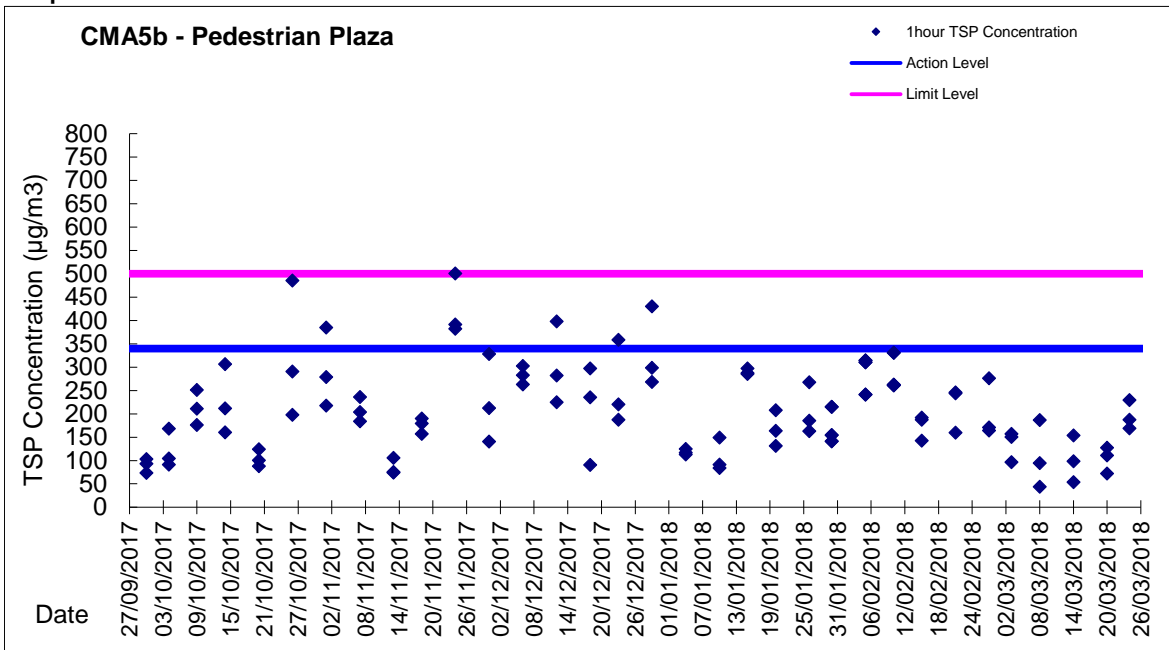
Action Level - 333 µg/m<sup>3</sup>

Limit Level - 500 µg/m<sup>3</sup>

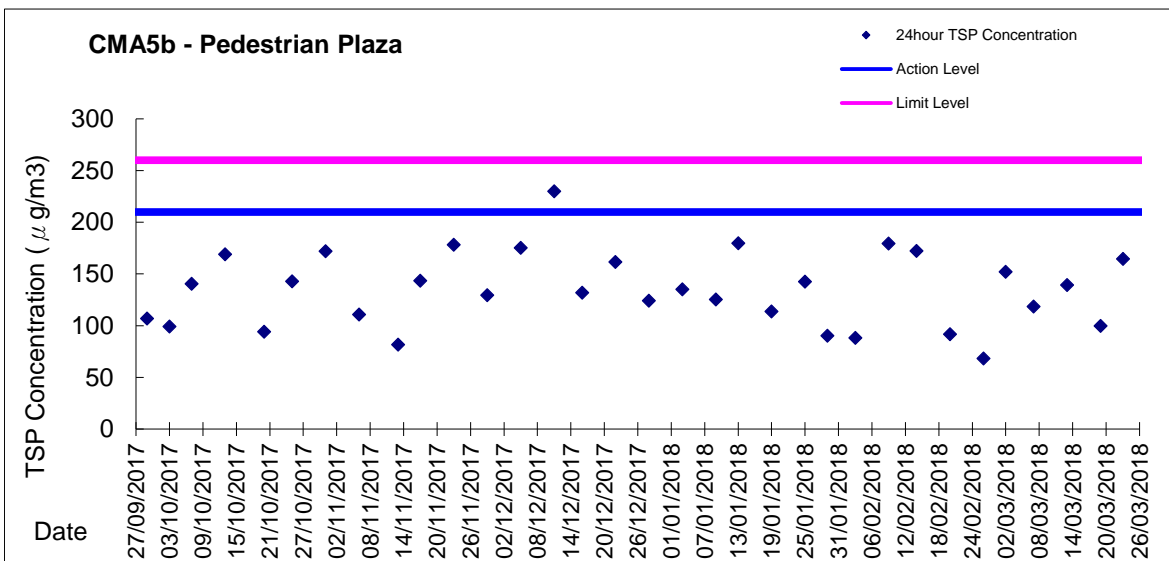
Date	Sampling Time	Weather Condition	Filter paper no.	Filter Weight, g		Elapse Time, hr		Sampling Time, hr	Flow Rate, m <sup>3</sup> /min			Total Volume, m <sup>3</sup>	TSP Level, µg/m <sup>3</sup>
				Initial	Final	Initial	Final		Initial, Q <sub>si</sub>	Final, Q <sub>sf</sub>	Average		
3-Mar-18	08:03	Cloudy	24583	2.6848	2.6904	3604.29	3605.29	1.00	0.82	0.82	0.82	49	114.2
3-Mar-18	09:30	Cloudy	24577	2.6901	2.6934	3605.29	3606.29	1.00	0.82	0.82	0.82	49	67.3
3-Mar-18	11:00	Cloudy	24570	2.6999	2.7020	3606.29	3607.29	1.00	0.82	0.82	0.82	49	42.8
8-Mar-18	08:30	Rainy	24452	2.6858	2.6870	3631.29	3632.29	1.00	0.84	0.84	0.84	50	23.9
8-Mar-18	09:50	Rainy	24666	2.6513	2.6538	3632.29	3633.29	1.00	0.97	0.97	0.97	58	43.0
8-Mar-18	13:00	Rainy	24662	2.6827	2.6861	3633.29	3634.29	1.00	0.97	0.97	0.97	58	58.5
14-Mar-18	08:15	Cloudy	24748	2.6553	2.6601	3658.29	3659.29	1.00	0.96	0.96	0.96	57	83.7
14-Mar-18	10:05	Cloudy	24755	2.6647	2.6692	3659.29	3660.29	1.00	0.96	0.96	0.96	57	78.5
14-Mar-18	13:00	Cloudy	24745	2.6409	2.6437	3660.29	3661.29	1.00	0.82	0.82	0.82	49	56.7
20-Mar-18	08:10	Cloudy	24730	2.6400	2.6466	3685.29	3686.29	1.00	1.09	1.09	1.09	65	101.3
20-Mar-18	09:30	Cloudy	24853	2.6582	2.6626	3686.29	3687.29	1.00	1.09	1.09	1.09	65	67.5
20-Mar-18	10:35	Cloudy	24717	2.6670	2.6725	3687.29	3688.29	1.00	1.09	1.09	1.09	65	84.4
24-Mar-18	08:15	Cloudy	23528	2.6190	2.6265	3712.29	3713.29	1.00	1.09	1.09	1.09	66	114.4
24-Mar-18	13:00	Cloudy	24855	2.6554	2.6641	3713.29	3714.29	1.00	1.09	1.09	1.09	66	132.7
24-Mar-18	14:09	Cloudy	24838	2.6409	2.6491	3714.29	3715.29	1.00	1.09	1.09	1.09	66	125.1



Graphic Presentation of 1 hour TSP Result for EP-376/2009

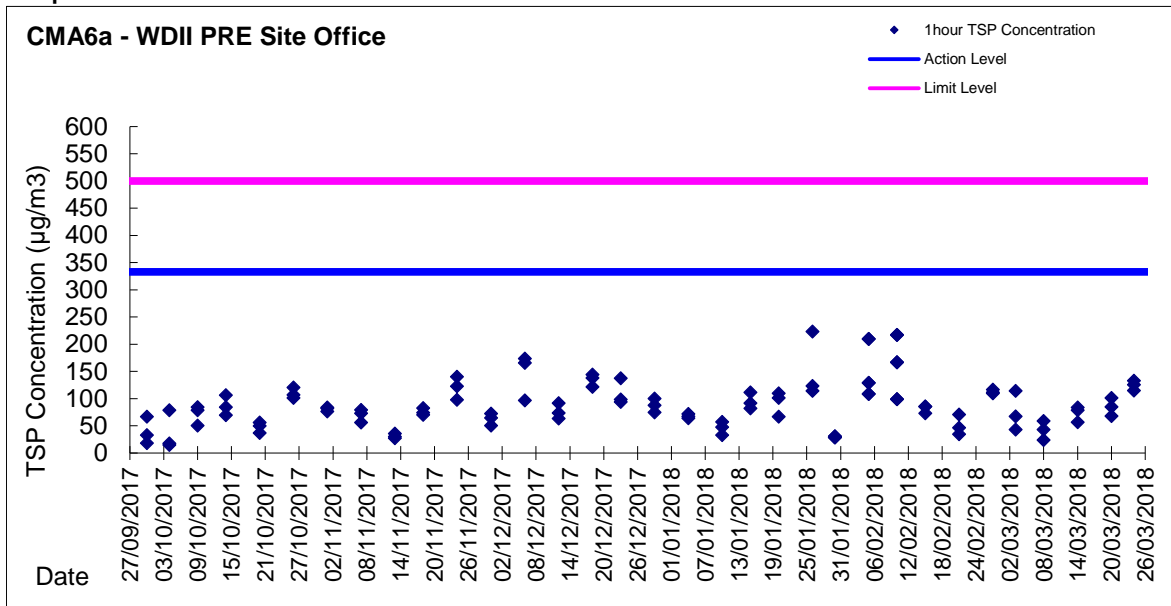


Graphic Presentation of 24 hour TSP Result for EP-376/2009





Graphic Presentation of 1 hour TSP Result for EP-376/2009



Graphic Presentation of 24 hour TSP Result for EP-376/2009

